

1.	3
2.	4
3.	7
3.1	7
3.2	8
4.	10
5.	12

.....	5
.....	7
.....	8
.....	9
.....	9
.....	11

.....	3
.....	3
.....	3
.....	4
.....	4
.....	4
.....	5
.....	5
.....	6
.....	6
.....	6
.....	6
.....	7
.....	10
.....	10
.....	

1.

2001 4 5

30 100

wind

wind

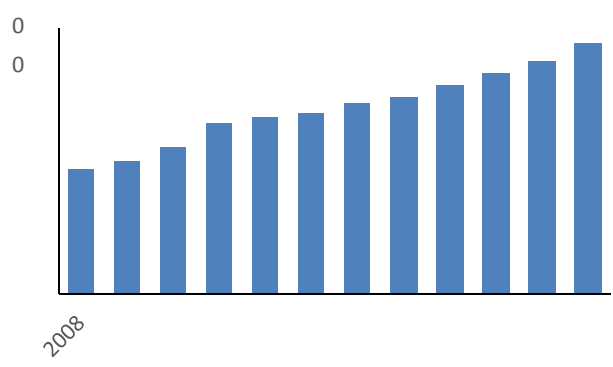
2021 Q1

2.

20 30

3-5% MarketsandMarketsTM 1.12

2018	42	2019	15
			47%
			19.78



2008

3.

3.1

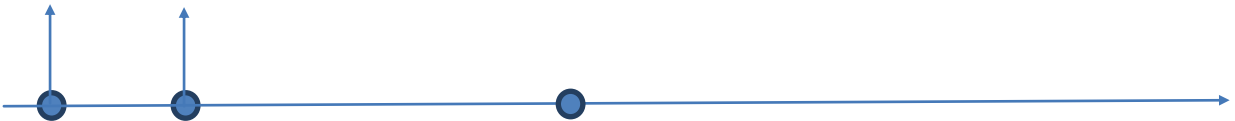
◆

◆

GE Healthcare

◆

1-3

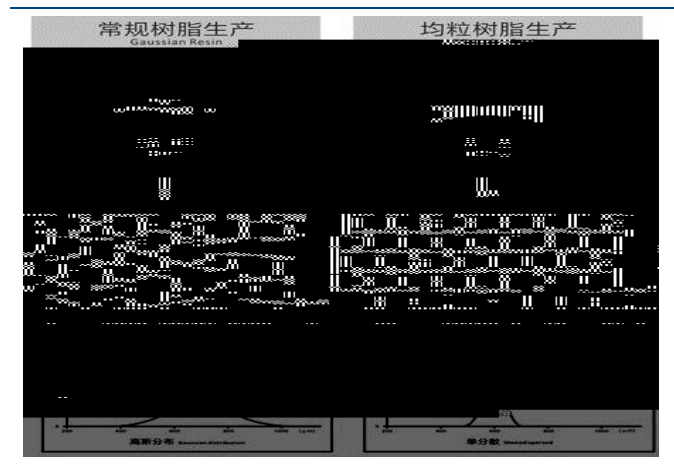
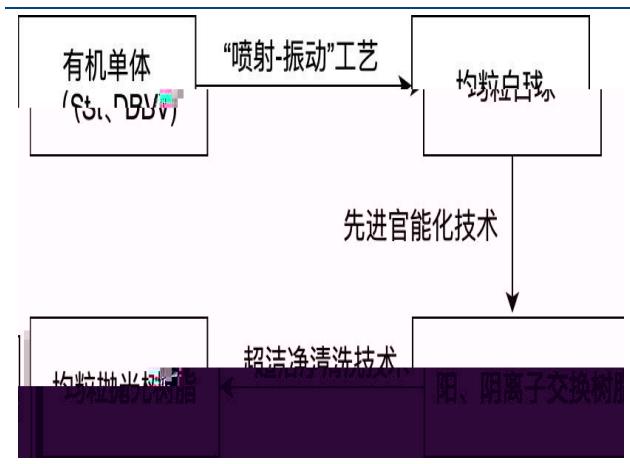


				2020
	2018.01.11		2450	
	2018.01.11		2450	
	2018.03.24	10000t/a		

PPB PPT

2020

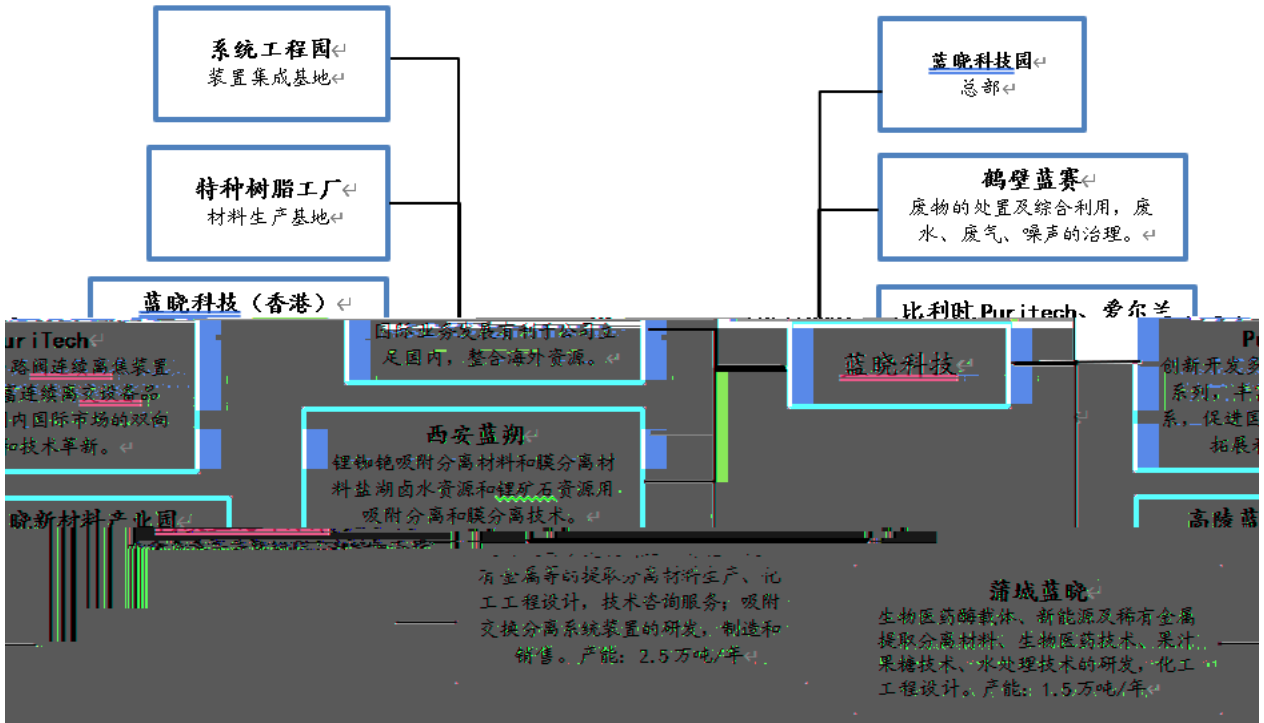
16,970 80.14%



4.

2017

2019



3.12/4.10/5.73 21-23 12.48/15.50/20.20
PE 52.0/39.6/28.3 6 EPS 1.42/1.87/2.61

	2018	2019	2020A	2021E	2022E	2023E
	470	539	591	816	1044	1305
		15%	10%	38%	28%	25%
	155	469	297	380	428	600
		202%	-37%	28%	13%	40%
	5	1	32	49	73	110
		-90%	6111%	50%	50%	50%
	2	3	3	4	5	6
		84%	0%	20%	20%	20%
	632	1012	923	1248	1550	2020
		60%	-9%	35%	24%	30%

5.

